

Rexcourt Sheet

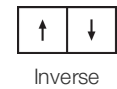
Numéro De Style	0004V	
Référence De La Baguette De Soudure	021VS	
Construction	Rouleau Hétérogène Commerciale	
classe		
Classe d'Endos	Mousse à cellules fermées	
Finition	UV Urethane	
	Impérial	Métrique
Épaisseur De La Couche d'Usure	39 mil (0.039 in)	0.99 mm
Épaisseur Générale Du Produit	0.256 in	6.5 mm
Installation Type	Dry Back	
Adhésif Recommandé	4200 Resilient Sheet 1 Gallon, 4200 Resilient Sheet 4 Gallon, 2200 Resilient Tile 4 Gallon or 4151 Multi-Use Premium 4 Gallon	



Emballage

Dimensions Réelles Du Rouleau	5.91 ft w x 49.20 ft l	1.80 m w x 15.00 m l
Surface Par Rouleau	32.22 sy/roll	26.94 sq m/roll
Poids Par Rouleau	253.6 lbs	115.03 kg

Méthodes d'Installation Conseillées



Performance + Tests Et Essai

Souplesse (Astm F137)	Passes
Résistance À La Chaleur (Astm F1514)	Passes
Résistance À La Lumière (Astm F1515)	Passes
Résistance Chimique (Astm F925)	Passes
Coefficient De Frottement (Astm D2407, Résistance Au Glissement)	>0.6, meets the recommended static coefficient of friction for ADA walking surfaces and accessible routes

Test Reports may be included or listed by the manufacturing/inventory style number as opposed to the noted selling style number.

Garanties

[Limitée Commerciale De 10 Ans](#)

Diversity, Equity & Inclusion

We believe all humans are equal. Individually and collectively, we need to proactively create and promote opportunities that give everybody an equal footing in life. We nurture an environment where every voice and perspective can be heard, and proactively promote accessibility and inclusivity inside our network and beyond. One proof point is our ability to meet the criteria of the Social Fairness pillar of the Cradle to Cradle Product Standard. At Shaw Industries, we promote supplier participation that is reflective of Shaw's diverse customer base and local community. More than 42% of our spend\*\*\*\*\* is with small and diverse businesses. We believe having a strong Supplier Diversity Program is strategic for bringing more innovation to our businesses and opening new markets for growth.

Corporate Headquarters +1 800 257 7429 | +1 706 532 7984 | Atlanta +1 404 853 7429 | Bengaluru +91 80 6773 0202 | Beijing +86 10 6568 588 | Chicago +1 312 467 1331 | Dubai +971 4 584 6956 | Hong Kong +852 2623 0371 | Latin America (Miami) +1 305 827 5912 | London +44 207 961 4120 | Los Angeles +1 800 233 1614 | Melbourne +61 3 9939 8543 | Mexico City +55 5010 7600 | Mumbai +91 22 6284 5050 | Nantong +86 400 800 7429 | New York +1 212 953 7429 | Paris +33 (0) 1 81 22 44 39 | San Francisco +1 415 955 1920 | Santiago +562 2431 5000 x 550 | São Paulo +55 11 3071 1702 | Shanghai +86 21 3338 4000 | Singapore +65 6733 1811 | Sydney +1 800 556 302

Attributs + Certifications


Climate Impact	
Environmental Product Declaration (EPD)	Certifié Par Une Tierce Partie Conformément Aux Normes ISO 14025, EN 15804 Et ISO 21930:2017
Total Recycled Content	0% (Pre-Consumer 0%   Post-Consumer 0%)
Global Product Assessment	FloorScore®   Agréé
	CE Marking (EN 14041)   Certifié Par Un Tiers
	Country of Origin   Imported

Contribution Au Certificat Vert Leed


« Crédit MR : Divulgateion et optimisation des produits de construction	<b>3rd Party Certified in Accordance with ISO 14025, EN 15804, &amp; ISO 21930:2017</b>
Crédit EQ : matériaux faibles émissions	<b>FloorScore Certified</b>
Installation Guidelines	Please visit <a href="http://www.shawcontract.com">www.shawcontract.com</a> for the most current warranty information.
Maintenance Guidelines	Specifications are subject to nominal manufacturing variance. Material supply and/or manufacturing processes may necessitate changes without notice.
	This product is an exclusive design and may not be duplicated in any manner. Use of this design in the creation of another product design is also strictly prohibited.
	*****Allowable spend is domestic (US) spend in categories in which we have diverse suppliers from which to choose. Compared to non-allowable spend which includes categories in which we do not have domestic, small or diverse suppliers available to meet our needs.
	Visit <a href="http://shawcontract.com/testing">shawcontract.com/testing</a> for more information.

Available Colorways


					
Golden Cherry 01451 V3 - Moderate Variation Weldrod 01451	Indian Cherry 01452 V3 - Moderate Variation Weldrod 01425	Noble Zelkova 01811 V3 - Moderate Variation Weldrod 01811	Tiger Oak 01821 V3 - Moderate Variation Weldrod 01821	Windsor Oak 01822 V3 - Moderate Variation Weldrod 01452	Antique Oak 01823 V3 - Moderate Variation Weldrod 01823
					
Grand Maple 02001 V3 - Moderate Variation Weldrod 02001	Red 06200 V1 - Uniform Appearance Weldrod 06200	Beige 06301 V1 - Uniform Appearance Weldrod 06301	Gray 06303 V1 - Uniform Appearance Weldrod 06303	Dark Blue 06400 V1 - Uniform Appearance Weldrod 06400	Blue 06402 V1 - Uniform Appearance Weldrod 06402




Sky Blue 06403  
V1 - Uniform Appearance  
Weldrod 06403



Yellow 06500  
V1 - Uniform Appearance  
Weldrod 06500



Dark Green 06606  
V1 - Uniform Appearance  
Weldrod 06606




Orange 06901  
V1 - Uniform Appearance  
Weldrod 06901

Color and Visual Variation Index


Shade and texture variation is inherent in all resilient products and can vary significantly from piece to piece. Samples should be used to assess color.

V1




Uniform Appearance

V2




Slight Variation

V3



Moderate Variation

V4



Substantial Variation